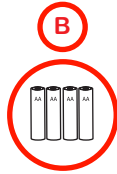
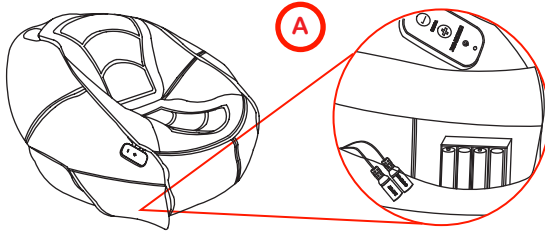
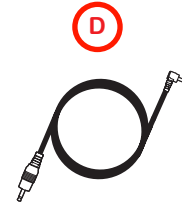
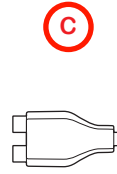




(Pink) Item Number: 10176950
 UPC: 8-10965-00658-6
 (Blue) Item Number: 10176940
 UPC: 8-10965-00670-8



AA 1.5 Volt batteries
(Not included)



1

Insert batteries
(rechargeable batteries recommended)

2 GAME CONSOLES

Compatible with ALL GAMING CONSOLES, PS2®, PS3®, XBOX®, XBOX 360®, Wii®, Game Cube®, Nintendo DS®, DS Lite®, PSP®, IPOD®, TV, VCR, DVD and MP3 players.

Diagram illustrating the connection of a game console to the Game Bag Mini. The console's audio output is connected to the Game Bag Mini's input (A) using cable (D). The Game Bag Mini's output (C) is connected to the TV's audio input.

3 TV, DVD, RECEIVER

Diagram illustrating the connection of a TV, DVD, or Receiver to the Game Bag Mini. The Game Bag Mini's output (C) is connected to the device's audio input. The device's audio output is connected to the Game Bag Mini's input (A) using cable (D).

RCA CABLE NOT INCLUDED

AUDIO OUT

AUDIO IN

4 HANDHELD / IPOD® / MP3

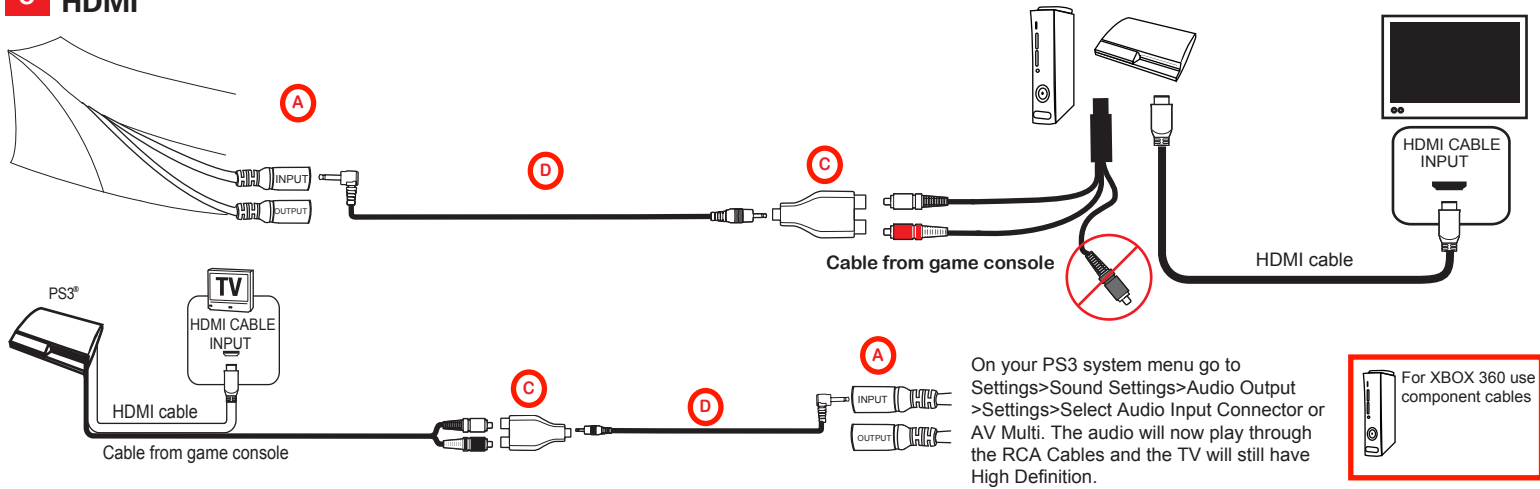
Diagram illustrating the connection of a handheld device, iPod, or MP3 player to the Game Bag Mini. The device's audio output is connected to the Game Bag Mini's input (A) using cable (D).

HEADPHONE

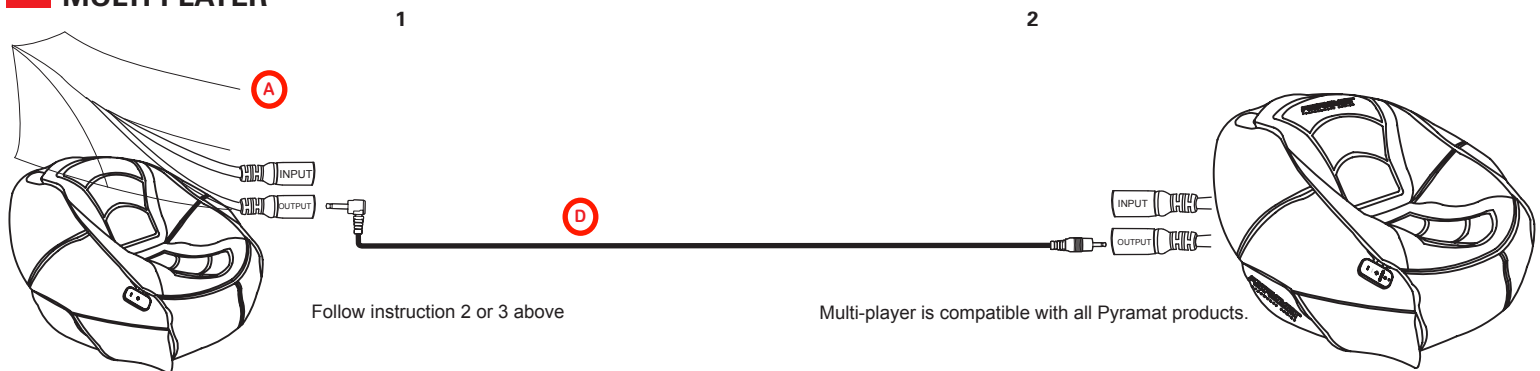
(Pink) Item Number: 10176950
UPC: 8-10965-00658-6

(Blue) Item Number: 10176940
UPC: 8-10965-00670-8

5 HDMI



6 MULTI-PLAYER



STOP DO NOT RETURN TO STORE

Need Help?

Visit our website: www.pyramat.com/support

E-mail us: customersupport@pyramat.com

Call us: 877.591.1012

Pyramat LLC PO Box 3610 Cerritos, CA 90703

IMPORTANT: For your records, save your original sales receipt with this manual and write your serial number here.

Your serial number can be found on the retail box, your original power adapter, and on the care label on your product. It is 21 characters including dashes

Pyramat[®] is a registered trademark of Pyramat LLC in the US and/or select foreign countries. Other marks may be mentioned herein that belong to other companies. Specifications subject to change without notice.
©2008 Pyramat LLC. All rights reserved.

SAFETY WARNING

⚠ WARNING: The Pyramat Sound Rocker is intended for indoor use only. TO REDUCE THE RISK OF FIRE OR SHOCK HAZARD, DO NOT EXPOSE THIS PRODUCT TO RAIN OR MOISTURE.

- Do not expose to direct sunlight or extreme temperatures.
- Adult supervision is required for set-up.
- Use only with the supplied power adapter. The power adapter is not a toy.
- Power units are intended to be correctly oriented in a vertical or floor mounted position.
- Do not mix old and new batteries. Do not mix alkaline, standard (carbon-zinc), or rechargeable (nickel-cadmium) batteries.
- Excessive use of audio equipment at high volume may lead to hearing loss. Listen responsibly and use common sense..
- DO NOT wash or soak the Sound Rocker with water. If cover becomes wet, disconnect power immediately and do not use until totally dry.
- To avoid injury or death from electrical shock, NEVER open the electrical cabinet or remove the cover.

FABRIC CARE: Do not wash or expose unit to water. Spot clean only.

This product is not a toy and should not be used by children under 6 years of age. Adult supervision required for setup and play.

CHOKING HAZARD: Keep product away from infants, small children under 6 years, and pets. Use caution to avoid inhaling and swallowing beads. If beads are inhaled or swallowed, seek medical assistance. Discard product immediately if product tears. Keep away from sharp objects. Avoid excessive pressure onto or stretching of the fabric as this may cause the fabric to tear, exposing the beads.

Strictly for indoor use – do not expose to direct sunlight, rain, moisture, or extreme temperatures. Do not expose product to flame, cigarettes, or excessive heat.

TROUBLESHOOTING

I can't hear sound from my unit?

If you cannot hear sound from your unit the please re-check your cable connection and make sure all cables are securely connected.

A common set-up mistake is plugging the audio cables into the Red and White AUDIO INPUT of your Television or AV source. Sound will not play from the unit when plugged into an AUDIO INPUT source. To correctly connect the cables you must connect to an AUDIO OUTPUT source.

The power on my unit does not turn on?

Check to make sure the outlet you are using is in working condition, and the power adapter is securely connected to the unit. Press the power button on the control panel and the LED light will light up. If you have tried this procedure and your unit still does not turn on you may need a replacement power adapter. To order replacement parts visit www.pyramat.com.

I am missing cables, power adapters?

If you are missing cables or power adapters, and you are within the 90 day warranty period, please visit www.pyramat.com/support to send us a request for replacement parts.

WARRANTY

Pyramat warrants this product and any included accessories against defects in material and workmanship for a period of 90 days from the date of first consumer purchase. This warranty is enforceable only by the original purchaser. All damaged or missing parts must be reported within 14 days of purchase. This warranty covers all defects in materials and workmanship, but DOES NOT cover the following:

1. Damage, deterioration or malfunction resulting from: a. Acts of God, accident, misuse, abuse, negligence, improper installation, maintenance or operation, or failure to follow the instructions contained in this manual. b. Any shipment of the product (claims must be presented to the carrier). c. Repair, attempted repair or modification by anyone other than the Pyramat Service Center.
2. Any unit which has been altered or on which the serial number has defaced, modified or removed.
3. Any unit used for industrial or commercial purposes.
4. Products sold AS IS or WITH ALL FAULTS, or consumables (such as fuses or batteries).
5. Customer installation, set-up, adjustments or signal reception problems.

LIMITED WARRANTY: Pyramat will repair or replace (at its discretion) units covered by this warranty, without charge to the consumer for labor or materials. CONSUMER IS RESPONSIBLE FOR ANY INSTALLATION OR REMOVAL CHARGES AND ANY INITIAL SHIPPING CHARGES. However, we will pay the return shipping charges to any destination within the United States if repairs are covered by the warranty. Limited Warranty REPAIR OR REPLACEMENT AS PROVIDED UNDER THIS WARRANTY IS THE EXCLUSIVE REMEDY OF THE CONSUMER. PYRAMAT SHALL NOT BE LIABLE FOR ANY INCIDENTAL OR CONSEQUENTIAL DAMAGES FOR BREACH OF ANY EXPRESS OR IMPLIED WARRANTY ON THIS PRODUCT. EXCEPT TO THE EXTENT PROHIBITED BY APPLICABLE LAW, ANY IMPLIED WARRANTIES, INCLUDING WARRANTIES OF MERCHANTABILITY AND FITNESS FOR A PARTICULAR PURPOSE, ARE LIMITED IN DURATION TO THE LENGTH OF THIS WARRANTY. Some states do not allow the exclusion or limitation of incidental or consequential damages, or allow limitations on how long an implied warranty lasts, so the above limitations may not apply to you.

TO OBTAIN WARRANTY SERVICE: For service assistance, product information, or to locate the dealer nearest you, please call 877.591.1012 or write: Pyramat Service Center customersupport@pyramat.com. For further information on how to order accessories for this product or other Pyramat products, please visit our website at www.pyramat.com.

FCC AND IC STATEMENT

FCC part 15.21:

⚠ WARNING : Changes or modifications to this unit not expressly approved by the party responsible for compliance could void the user's authority to operate the equipment.

FCC part 15.105:

NOTE : This equipment has been tested and found to comply with the limits for a Class B digital device, pursuant to Part 15 of the FCC Rules. These limits are designed to provide reasonable protection against harmful interference in a residential installation. This equipment generates, uses, and can radiate radio frequency energy and, if not installed and used in accordance with the instructions, may cause harmful interference to radio communications. However, there is no guarantee that interference will not occur in a particular installation. If this equipment does cause harmful interference to radio or television reception, which can be determined by turning the equipment off and on, the user is encouraged to try to correct the interference by one or more of the following measures :

- Reorient or relocate the receiving antenna.
- Increase the separation between the equipment and receiver.
- Connect the equipment into an outlet on a circuit different from that to which the receiver is connected.
- Consult the dealer or an experienced radio/TV technician for help.